




# -CUT

# LASER 6090

CO2 LASER CUTTING MACHINE AND ENGRAVING MACHINE



# PRODUCT CONFIGURATION

Quotation	
<b>Model</b>	6090 ( 600*900mm working area)
<b>Power</b>	YONGLI H2- 100watt
<b>Main configuration</b>	Exhaust fan and pipe Red dot location Taiwan HIWIN guide rail Window open safety system Blade table Leadshine motor and driver USB interface RD laserwork software digital control panel 6445G Water cooling system- CW-5200 chiller Engraving Speed :0-1000mm/s  Cutting Speed:0-600mm/s Maximum forming character:Figure/English 1x 1mm 1.5*1.5mm Water cooling Graphics Format: PLT/DXF/DST/BMP/AI etc(Direct output) Operating Voltage: AC110-220V+-10%,50-60z Compatible Software:CorelDraw/AutoCAD
<b>Whole machine size</b>	1000*1360*1030MM
<b>Packing size&amp; weight</b>	180 KG
<b>Applicable materials</b>	Acrylic,mdf,wood,organic,glass,plastic,garments,paper,leather,rubber,ceramic, glass,and other non metal materials.
<b>Delivery Time</b>	Local 10 days(as per stock), Outside UAE 20 days plus shipping time
<b>Warranty</b>	One year warranty Laser tube six months warranty,
<b>PRICE</b>	USD 6,550 (Ex Works Dubai)
<b>Payment Term</b>	100% advance payment



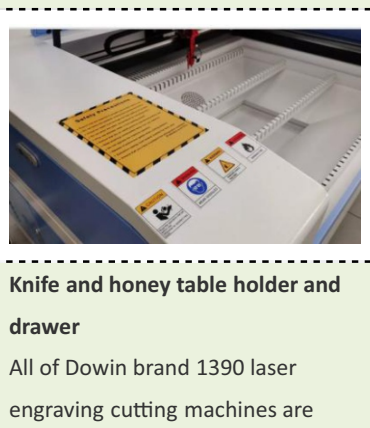
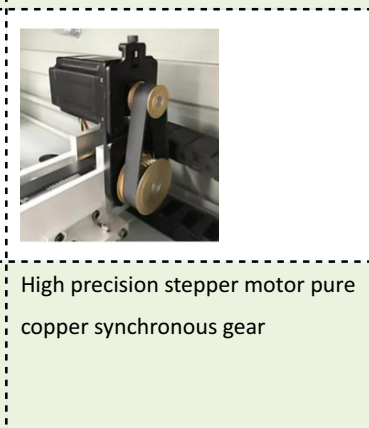
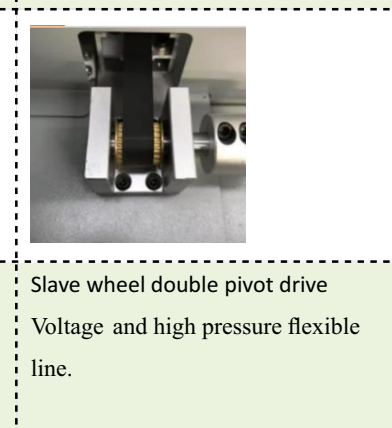
### Yongli Laser Tube

Using Yongli laser tube, its photoelectric conversion efficiency is high, the laser output power density is high, the beam is concentrated, and the spot is uniform. The engraving/cutting speed is fast and the engraving line is deep and narrow with high resolution and clear characters. The work life of laser tube is long and the fault rate is low.




### Hiwin Precise Linear Guide

Equipped with Taiwan Hiwin rail guide, with features of high positioning accuracy, strong load bearing and good dynamic performance.

		
<p><b>Adjustable laser head</b> The aluminum alloy adjustable laser head is lighter than other metal laser heads, which can minimize the inertia error when the laser head moves. The outer oxide film has a beautiful appearance and is durable and not deformed for a long time.</p>	<p><b>Linear Guides.</b> 1.X,Y axis adopted high precision and high speed belt transmission 2. Square guide rail from Taiwan Hiwin,high accuracy and long life time.</p>	<p>Axis,German ONK steel belt.</p>
		
<p><b>Knife and honey table holder and drawer</b> All of Dowin brand 1390 laser engraving cutting machines are</p>	<p>High precision stepper motor pure copper synchronous gear</p>	<p>Slave wheel double pivot drive Voltage and high pressure flexible line.</p>

designed with stronger knife bar holder and drawer. make sure the honey table never bend, smoke doesn't hurt mechanic parts.



Lens 63.5.Mirror's diameter 25mm.



Exhaust fans.



Blow air, air pipe on the laser head. Avoid burning& keep lens clearly.



S&A CW5200 Water Cooling machine



Tools box



Independent control of built-in fan ,air pump, water chiller.



Perfectly Tidy Power Supply System




Reflect 45° mirror adjustment set.Three -point dimming bolt for easier dimming



Ruida's latest offline color screen control card



Optional:Electronic lifting  
The machine can automatic adjust the working table to satisfy the demands of cutting different thicknesses materials.The lifting height can reach 20cm.



Optional:Can install double work platform, both blade work table and honeycomb work table, can use to do both cutting and engraving.



Optional:Camera pick up positioning, San the material,cutting more efficient and precision



### Applicable material for reference

Material	Engrave	Cut	Material	Engrave	Cut
Natural wood	√	√	Paper	√	√
Acrylic	√	√	Mylar	√	√
Glass	√	x	Press board	√	√
Double color plate	√	√	Rubber	√	√
Bamboo	√	√	Plywood	√	√
MDF	√	√	Fiberglass	√	√
Cloth	√	√	Painted metal	√	√
Leather	√	√	Plastic	√	√
Marble	√	x	Ceramic	√	x
Matte boards	√	√	Coated Metal	√	x
Stone	√	x	Other materials	√	√

